








How to apply for an Illinois State ID Card



**Who needs an Illinois state
ID card?**



If you do not need to drive
while in the United States,
but want **a form of
identification** that is easier
than carrying your passport.



**What documents do I need
to prepare?**





Valid Passport

I-94 Admission Number

<https://i94.cbp.dhs.gov/I94/#/home>



I-20 Form (F-1 students)

or

DS-2019 (J-1 students)

Social Security Card

A dark, irregularly shaped graphic with a splatter effect, containing the text "Application Fee of \$20". The graphic is centered on a white background and has a rough, ink-like texture. The text is written in a white, serif font.

Application Fee of \$20



**Where do I obtain an Illinois
State ID Card?**



To obtain a state ID card...

...Visit a Secretary of State Facility

<https://www.ilsos.gov/facilityfinder/facility>

A dark, irregularly shaped graphic with a splatter effect, containing white text. The graphic is centered on a white background and has a rough, ink-like border. The text is in a white, serif font.

**When will I receive my
Illinois State ID Card?**



You will be issued a temporary State ID Card.

Your permanent Illinois State ID Card will be
mailed within 15 business days.



Visit the CyberDrive Illinois
website for additional
information

[Click Here!](#)